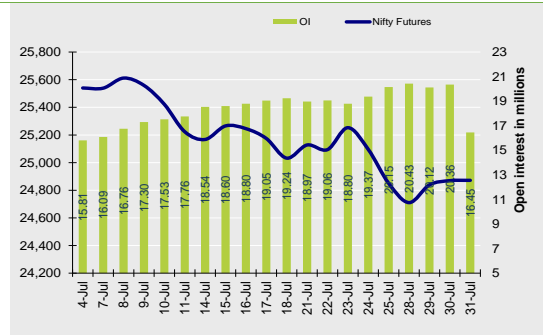


Nifty Snapshot

	Close	Prv Cl.	Ab chg	% chg
Spot	24,768.35	24,855.05	-86.70	-0.35
Futures	24,871.60	24,869.30	2.30	0.01
Oil(ml shr)	16.45	20.36	-3.90	-19.18
Vol (lots)	134564	134553	11	0.01
COC	103.25	14.25	89.00	624.6
PCR-OI	1.04	0.87	0.17	19.2

Nifty Futures Price v/s OI



Institutional Activity in previous trading session

(in Rs cr.)	Buy	Sell	Net
Index Futures	11485.90	12721.66	-1235.76
Index Options	4652814.66	4644858.14	7956.52
Stock Futures	39446.27	40976.34	-1530.07
Stock Options	14818.18	15591.10	-772.92
FII Cash	16,819.69	22,408.60	-5,588.91
DII Cash	17,465.71	11,093.00	6,372.71

Net FII Activity (in Rs cr.)

Date	Idx Fut	Stk Fut	Idx Opt	Cash
31-Jul	-1235.8	-1530.1	7956.5	-5589
30-Jul	-445.4	-197.3	-14777.2	-850
29-Jul	-1117.3	3207.0	1850.6	-4637
28-Jul	-1178.6	2123.7	-7987.6	-6082
25-Jul	-2453.3	-2531.7	-2441.3	-1980
24-Jul	1.7	-947.8	-1856.4	-2134

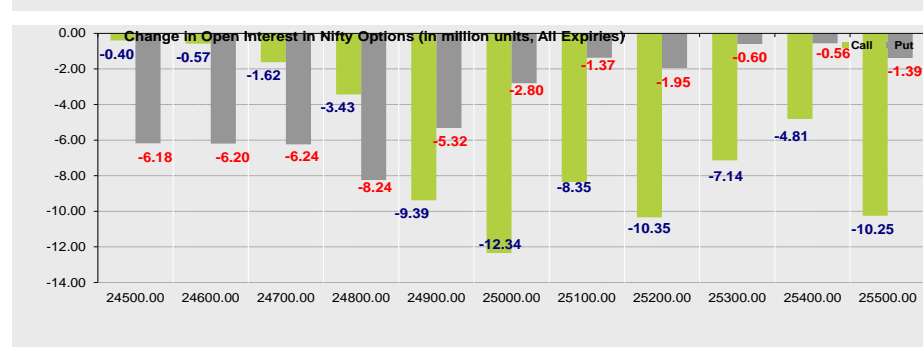
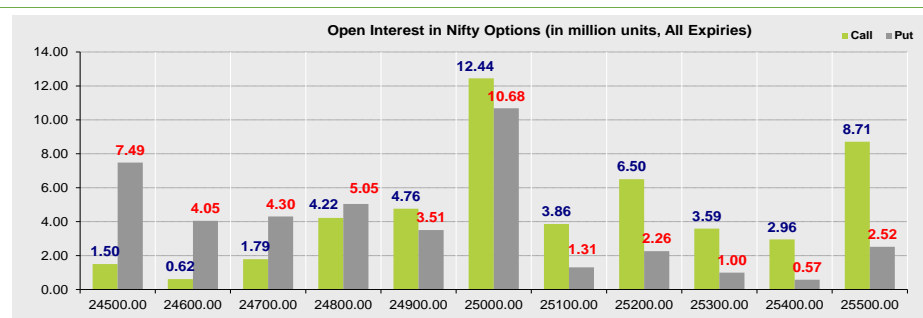
Technical Pivot (Intraday):

	S2	S1	PIVOT	R1	R2
NIFTY	24555	24715	24880	25040	25210
BANKNIFTY	55445	55820	56180	56555	56915

Summary

- Indian markets closed on a negative note where selling was mainly seen in IT, Metals & Pharmaceutical Sectors. Nifty Aug Futures closed at 24871.60 (up 2.30 points) at a premium of 103.25 pts to spot.
- FII's were net sellers in Cash to the tune of 5588.91 Cr and were net sellers in index futures to the tune of 1235.76 Cr.
- India VIX increased by 3.01% to close at 11.54 touching an intraday high of 12.12.

Open Interest in Nifty Options:



- The above second chart shows previous trading day's change in Nifty options where Liquidations in OI were seen in 25000, 24900, 24800, 24700 strike Calls and at 24500, 24600, 24700, 24800 strike Puts indicating market is likely to remain under pressure in the near term.
- Highest OI build-up is seen at 25000 strike Calls and 25000 strike Puts, to the tune of 12.44mn and 10.68mn respectively.

Outlook on Nifty:

Index is likely to open on a gap down note today and is likely to remain under pressure during the day.

(Price is in Rs; OI is in million units; Price chg and OI chg are in percentage) **NB RESEARCH**

Fresh Longs seen in:

Scrip	Price	Price chg	OI	OI Chg
RBLBANK	268.4	2.2	75.7	12.7
KAYNES	6211.0	10.4	0.7	4.9
MARUTI	12551.0	0.1	3.1	2.8

Short Covering seen in:

Scrip	Price	Price chg	OI	OI Chg
JSL	695.7	1.7	4.5	-30.9
IGL	203.9	0.4	15.0	-27.3
POONAWALLA	424.0	1.8	11.4	-24.3

Fresh Shorts seen in:

Scrip	Price	Price chg	OI	OI Chg
CHOLAFIN	1426.8	-3.7	13.2	8.4
AMBUJACEM	594.7	-4.3	29.4	7.1
CANBK	107.8	-0.9	225.2	1.2

Long Unwinding seen in:

Scrip	Price	Price chg	OI	OI Chg
MUTHOOTFIN	2620.0	-0.5	3.1	-41.9
JINDALSTEL	965.8	-2.2	11.6	-33.8
LAURUSLABS	878.0	-1.0	15.1	-31.9

NIFTY50 Options OI (CE OI = Resistance) (PE OI = Support)

Symbol	Highest CE OI	Highest PE OI	CMP
ADANIENT	2700	2700	2440
ADANIPTS	1400	1400	1381
APOLLOHOSP	7500	7000	7518
ASIANPAINT	2500	2400	2405
AXISBANK	1200	1100	1074
BAJAJ-AUTO	8500	8000	8051
BAJFINANCE	900	900	884
BAJAJFINSV	2000	1900	1954
BEL	400	390	385
BHARTIARTL	2000	1900	1922
CIPLA	1600	1500	1561
COALINDIA	400	370	371
DRREDDY	1300	1300	1274
EICHERMOT	5400	5000	5425
ETERNAL	310	300	310
GRASIM	2800	2600	2753
HCLTECH	1600	1500	1476
HDFCBANK	2100	2000	2029
HDFCLIFE	800	730	760
HEROMOTOCO	4500	4000	4225
HINDALCO	700	700	680
HINDUNILVR	2600	2400	2533
ICICIBANK	1500	1400	1477
ITC	420	410	413
INDUSINDBK	900	800	804

NIFTY50 Options OI (CE OI = Resistance) (PE OI = Support)

Symbol	Highest CE OI	Highest PE OI	CMP
INFY	1600	1500	1515
JSWSTEEL	1060	1000	1053
JIOFIN	350	300	331
KOTAKBANK	2000	2000	1990
LT	3700	3600	3651
M&M	3200	3200	3216
MARUTI	13000	12000	12551
NTPC	340	380	336
NESTLEIND	2400	2400	2258
ONGC	250	240	241
POWERGRID	300	290	292
RELIANCE	1500	1400	1394
SBILIFE	1840	1800	1850
SHRIRAMFIN	700	600	634
SBIN	820	820	801
SUNPHARMA	1800	1700	1714
TCS	3200	3000	3052
TATACONSUM	1100	1000	1076
TATAMOTORS	700	800	668
TATASTEEL	180	160	158
TECHM	1600	1500	1469
TITAN	3400	3500	3359
TRENT	5500	5000	5041
ULTRACEMCO	13000	12000	12320
WIPRO	270	250	248

[illegible][illegible]

Derivative Recommendations:

Stock Name	Call (Buy/Sell)	Entry price	Targets	Stop Loss	Duration	Status
NIFTY (Long Straddle)	Buy	674	1100	500	Positional	Open
TATATECH Future	Buy	711	735	711	1-2 Days	Open

FROM THE EQUITY DERIVATIVE DESK:

NIRAV HARISH CHHEDA
AVP - DERIVATIVES AND TECHNICAL RESEARCH
E-Mail: nirav.chheda@nirmalbang.com
Tel no: 6273-8199/8000

AMIT BHUPTANI
SNR.DERIVATIVES AND TECHNICAL RESEARCH ANALYST
E-Mail: amit.bhuptani@nirmalbang.com
Tel no: 6273-8242/8000

DISCLOSURES

Research Reports that are published by Nirmal Bang Securities Private Limited (hereinafter referred to as "NBSPL") are for private circulation only. NBSPL is a registered Research Analyst under SEBI (Research Analyst) Regulations, 2014 having Registration no. INH000001766. NBSPL is also a registered Stock Broker with National Stock Exchange of India Limited, BSE Limited, Metropolitan Stock Exchange of India Limited, Multi Commodity Exchange of India Limited, National Commodity and Derivative Exchange Limited and Indian Commodity Exchange Limited in cash and Equity and Commodities derivatives segments.

NBSPL has other business divisions with independent research teams separated by Chinese walls, and therefore may, at times, have different or contrary views on stocks and markets.

NBSPL or its associates have not been debarred / suspended by SEBI or any other regulatory authority for accessing / dealing in securities Market. NBSPL, its associates or analyst or his relatives do not hold any financial interest (Except Investment) in the subject company. NBSPL or its associates or Analyst do not have any conflict or material conflict of interest at the time of publication of the research report with the subject company. NBSPL or its associates or Analyst or his relatives may or may not hold beneficial ownership of 1% or more in the subject company at the end of the month immediately preceding the date of publication of this research report.

NBSPL or its associates / analyst has not received any compensation / managed or co-managed public offering of securities of the company covered by Analyst during the past twelve months. NBSPL or its associates have not received any compensation or other benefits from the company covered by Analyst or third party in connection with the research report. Analyst has not served as an officer, director or employee of Subject Company. NBSPL / analyst has not been engaged in market making activity of the subject company.

Analyst Certification: The research analysts and authors of these reports, hereby certify that the views expressed in this research report accurately reflects my/our personal views about the subject securities, issuers, products, sectors or industries. It is also certified that no part of the compensation of the analyst(s) was, is, or will be directly or indirectly related to the inclusion of specific recommendations or views in this research. The analyst(s) principally responsible for the preparation of this research report and has taken reasonable care to achieve and maintain independence and objectivity in making any recommendations.

DISCLAIMER

This report is for the personal information of the authorized recipient and does not construe to be any investment, legal or taxation advice to you. NBSPL is not soliciting any action based upon it. Nothing in this research shall be construed as a solicitation to buy or sell any security or product, or to engage in or refrain from engaging in any such transaction. In preparing this research, we did not take into account the investment objectives, financial situation and particular needs of the reader.

This research has been prepared for the general use of the clients of NBSPL and must not be copied, either in whole or in part, or distributed or redistributed to any other person in any form. If you are not the intended recipient you must not use or disclose the information in this research in any way. Though disseminated to all the customers simultaneously, not all customers may receive this report at the same time. NBSPL will not treat recipients as customers by virtue of their receiving this report. This report is not directed or intended for distribution to or use by any person or entity resident in a state, country or any jurisdiction, where such distribution, publication, availability or use would be contrary to law, regulation or which would subject NBSPL & its group companies to registration or licensing requirements within such jurisdictions.

The report is based on the information obtained from sources believed to be reliable, but we do not make any representation or warranty that it is accurate, complete or up-to-date and it should not be relied upon as such. We accept no obligation to correct or update the information or opinions in it. NBSPL or any of its affiliates or employees shall not be in any way responsible for any loss or damage that may arise to any person from any inadvertent error in the information contained in this report. NBSPL or any of its affiliates or employees do not provide, at any time, any express or implied warranty of any kind, regarding any matter pertaining to this report, including without limitation the implied warranties of merchantability, fitness for a particular purpose, and non-infringement. The recipients of this report should rely on their own investigations.

This information is subject to change without any prior notice. NBSPL reserves its absolute discretion and right to make or refrain from making modifications and alterations to this statement from time to time. Nevertheless, NBSPL is committed to providing independent and transparent recommendations to its clients, and would be happy to provide information in response to specific client queries.

Before making an investment decision on the basis of this research, the reader needs to consider, with or without the assistance of an adviser, whether the advice is appropriate in light of their particular investment needs, objectives and financial circumstances. There are risks involved in securities trading. The price of securities can and does fluctuate, and an individual security may even become valueless. International investors are reminded of the additional risks inherent in international investments, such as currency fluctuations and international stock market or economic conditions, which may adversely affect the value of the investment. Opinions expressed are subject to change without any notice. Neither the company nor the director or the employees of NBSPL accept any liability whatsoever for any direct, indirect, consequential or other loss arising from any use of this research and/or further communication in relation to this research. Here it may be noted that neither NBSPL, nor its directors, employees, agents or representatives shall be liable for any damages whether direct or indirect, incidental, special or consequential including lost revenue or lost profit that may arise from or in connection with the use of the information contained in this report.

Copyright of this document vests exclusively with NBSPL. Our reports are also available on our website www.nirmalbang.com